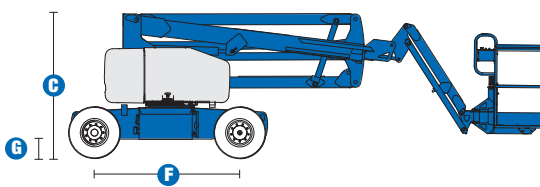
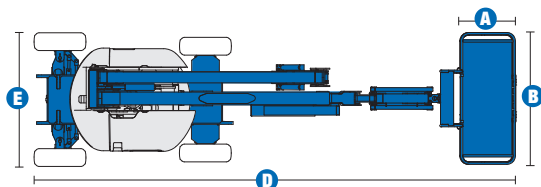


# Specifications



**MODEL** Z™-45/25J DC

| MEASUREMENTS                       | Metric  | US         |
|------------------------------------|---------|------------|
| Working height maximum*            | 15.92 m | 51 ft 8 in |
| Platform height maximum            | 13.92 m | 45 ft 8 in |
| Horizontal reach maximum           | 7.65 m  | 25 ft 1 in |
| Up and over clearance maximum      | 6.73 m  | 22 ft 1 in |
| <b>A</b> Platform length           | 0.76 m  | 2 ft 6 in  |
| <b>B</b> Platform width            | 1.83 m  | 6 ft       |
| <b>C</b> Height - stowed           | 2.00 m  | 6 ft 7 in  |
| <b>D</b> Length - stowed           | 6.83 m  | 22 ft 5 in |
| <b>E</b> Width                     | 1.79 m  | 5 ft 10 in |
| <b>F</b> Wheelbase                 | 2.03 m  | 6 ft 8 in  |
| <b>G</b> Ground clearance - centre | 0.24 m  | 9.5 in     |

**PRODUCTIVITY**

|                          |                      |             |
|--------------------------|----------------------|-------------|
| Lift capacity            | 227 kg               | 500 lbs     |
| Platform rotation        | 160°                 | 160°        |
| Vertical jib rotation    | 135°                 | 135°        |
| Turntable rotation       | 355° non-continuous  |             |
| Turntable tailswing      | zero                 | zero        |
| Drive speed - stowed     | 4.8 km/h             | 3.0 mph     |
| Drive speed - raised**   | 1.1 km/h             | 0.68 mph    |
| Gradeability - stowed*** | 30%                  | 30%         |
| Turning radius - inside  | 1.83 m               | 6 ft        |
| Turning radius - outside | 4.26 m               | 14 ft       |
| Controls                 | 24 V DC proportional |             |
| Tyres - foam-filled      | 9 x 14.5 in          | 9 x 14.5 in |

**POWER**

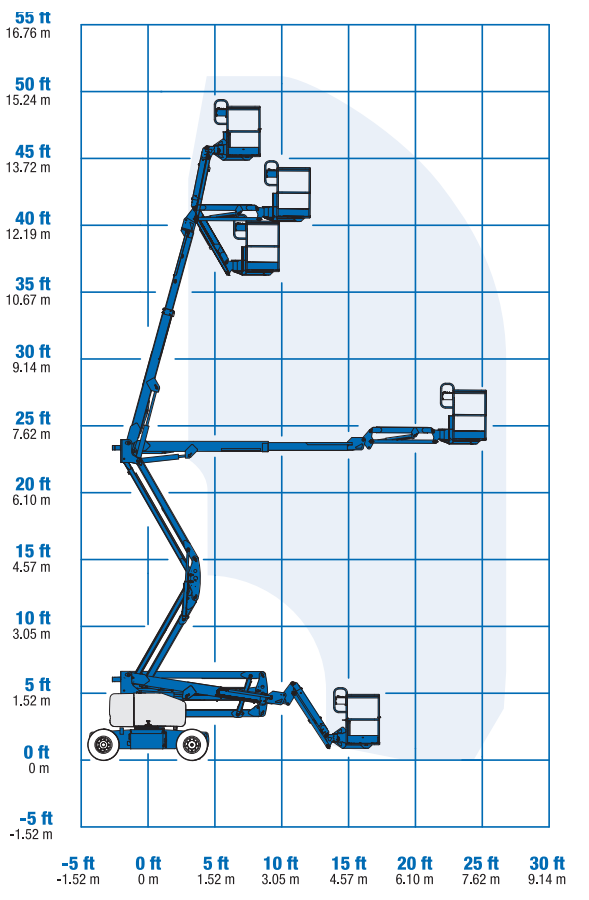
|                         |                                               |         |
|-------------------------|-----------------------------------------------|---------|
| Power source - DC       | 48 V DC (eight 6V batteries, 350 Ah capacity) |         |
| Auxiliary power unit    | 24 V DC                                       | 24 V DC |
| Hydraulic tank capacity | 30.3 L                                        | 8 gal   |

**WEIGHT\*\*\*\***

|  |          |            |
|--|----------|------------|
|  | 7,394 kg | 16,300 lbs |
|--|----------|------------|

**STANDARDS COMPLIANCE** ANSI A92.5, CSA B354.4, CE Compliance, AS 1418.10

**RANGE OF MOTION Z™-45/25J DC**



\* The metric equivalent of working height adds 2 m to platform height. U.S. adds 6 ft to platform height.  
 \*\* In lift mode (platform raised), the machine is designed to operate on firm, level surfaces only.  
 \*\*\* Gradeability applies to driving on slopes. See operator's manual for details regarding slope ratings.  
 \*\*\*\* Weight will vary depending on options and/or country standards.

## Features

### STANDARD FEATURES

#### MEASUREMENTS

##### Z™-45/25J DC

- 15.92 m (51 ft 8 in) working height
- 7.65 m (25 ft 1 in) horizontal reach
- 6.73 m (22 ft 1 in) up and over clearance
- Up to 227 kg (500 lbs) lift capacity

#### PRODUCTIVITY

- 1.83 m (6 ft) steel platform
- 1.52 m (5 ft) jib boom with 135° working range
- 2WD
- Industrial non-marking foam-filled tyres
- Self-leveling platform
- Hydraulic platform rotation
- Fully proportional controls
- Thumb rocker steer
- Drive enable
- Horn
- Hour meter
- Tilt alarm
- 355° non-continuous turntable rotation
- Zero tailswing
- Alarm package
- Dual flashing beacons

#### POWER

- 48 V deep cycle battery pack
- 24 V DC auxiliary power
- Universal 30A battery smart charger

\* Reduces platform capacity to 440 lbs (only available on Jib models)

### OPTIONS & ACCESSORIES

#### PRODUCTIVITY

- Platform swing gate
- Half-mesh platform inserts with swing gate
- Platform top auxiliary rail
- Air line to platform
- Fire resistant hydraulic oil
- Biodegradable hydraulic oil
- Standard aircraft protection package\*
- Deluxe aircraft protection package\*
- Tool tray
- Fluorescent tube caddy
- Platform work lights
- Lockable platform control box cover
- Tow package
- 1.22 or 1.52 m (4 or 5 ft) steel platform

#### POWER OPTIONS

- Battery charge indicator-BCI
- Low voltage interrupt with BCI
- Retained key selector switch
- 240 V power to platform



### Genie Australia – Toll free number 1800 788 633

**Brisbane (Head Office)**  
33 Kimberley Street  
Darra QLD 4076

**Sydney**  
74 Glendenning Road  
Glendenning NSW 2761

**Melbourne**  
374 Hammond Road  
Dandenong VIC 3175

**Perth**  
83 Bannister Road  
Canning Vale WA 6155

### Genie United States Distributed by:

18340 NE 76th Street  
P.O. Box 97030  
Redmond, Washington  
98073-9730

Effective Date: April, 2009. Product specifications and prices are subject to change without notice or obligation. The photographs and/or drawings in this document are for illustrative purposes only. Refer to the appropriate Operator's Manual for instructions on the proper use of this equipment. Failure to follow the appropriate Operator's Manual when using our equipment or to otherwise act irresponsibly may result in serious injury or death. The only warranty applicable to our equipment is the standard written warranty applicable to the particular product and sale and we make no other warranty, express or implied. Products and services listed may be trademarks, service marks or trade-names of Terex Corporation, Genie Industries, Inc. and/or their subsidiaries in the U.S.A. and many other countries and all rights are reserved. Terex is a Registered Trademark of Terex Corporation in the U.S.A. and many other countries. Genie is a Registered Trademark of Genie Industries, Inc. in the U.S.A. and many other countries. Genie is a Terex Company. © 2009 Terex Corporation.